


RE

Task 1

Do you remember when Jesus appeared to his friends, the disciples, in the Upper Room? Well, one of the disciples wasn't there that day. His name was Thomas. When he came back, all the other disciples were so excited. They couldn't wait to tell Thomas. However, Thomas didn't believe a word of it. "That's too good to be true!" he said. "I don't believe you."



Thomas wanted to see Jesus with his own eyes. The next week, Jesus did appear. Thomas touched his hand and believed. "You believe I am alive because you have seen me and touched me." He said. "There will be lots of people who are blessed because they believe I'm alive without being able to see and touch me."

Ask your child – Why do you think Jesus thought it was important that all his disciples believed he was alive? (Your child might say something like – e.g. so they could spread the word)

Task 2

One day Jesus took the disciples up on a hill. Jesus told them that he had to go back to God. He reminded them of the things he had taught them. He promised he would send the Holy Spirit to help them.

- Can you write a prayer to Jesus? For example: Jesus, be with us; Jesus, help us; Jesus, we love you.

Science



In this home learning pack, we will complete our Science topic 'Plants'.

Task 1


Bark rubbings. How are the trunks of trees similar and different to each other? Attach a sheet of paper with masking tape to a tree. Rub over with a wax crayon. Encourage children to describe the texture of the bark. Ask the children to group trees according to their texture and/or colour. Children can label their bark rubbings with the name of the tree. They can label with descriptive words.



Task 2

Can you observe and identify trees by looking at their leaves? You could go on a walk to find different trees. How can you tell what tree it is?

Leaves from different kinds of trees



© Encyclopædia Britannica, Inc.

Task 3

In each of the four seasons, allow your child a chance to look at trees to find out which ones have leaves (evergreen) and which haven't (deciduous). You could research what the difference between evergreen and deciduous means if your child doesn't know. This is an ongoing task; your child could take photos of these trees so that can compare these to the same trees later in the year.

History

Task 1

William the Conqueror

Ask you child to look at the picture below and ask questions.
e.g. Who is the man wearing the crown?
(There are no wrong or right questions to ask, it is whatever your child thinks when they look at the picture)



Task 2

Can you describe things that happened in the past? What is a goblet and why were they used? Use phrases such as long ago and before I was born. You can record your ideas in sentences, drawings, and a painting or in any way you wish!



Music

Task 1

Listen to a different piece of medieval music. Can you accompany the music with a song or chant by clapping the rhythm.

Task 2

Listen to a range of different music styles. What style of music you enjoy? Discuss why you like it.

D&T / ART

Task 1

Can you design and make your own goblet?
Communicate your ideas through talking and drawing.
Use a range of junk model materials and discuss why you choose each material.



Task 2

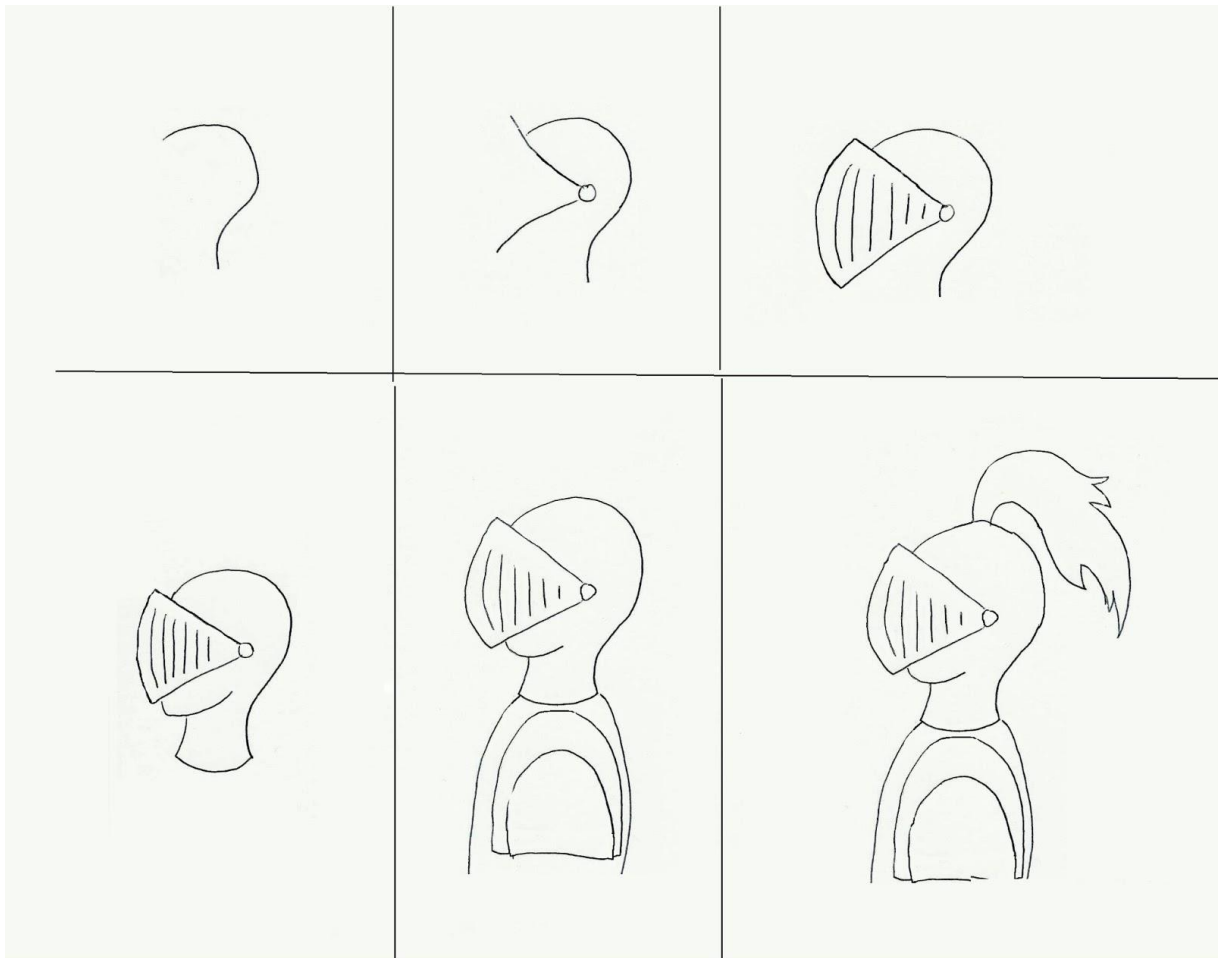
Can you plan and prepare a medieval banquet?
Research what types of foods were eaten in the medieval times – especially medieval banquets.

What might you have found on the table?
Communicate your ideas through drawing and talking.



Task 3

For a bit of fun, you can practise your drawing. Here are some step by step instructions of how to draw a knight.



Geography

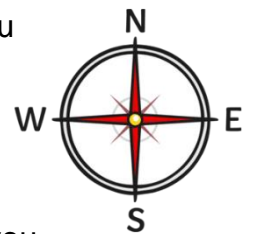
Task 1

Can you look at a real map, this could be online if you haven't got one at home. Can you find and locate motorways, roads, hills and water? Has the map got a key? Do you remember what a key is?



Task 2

Ongoing task - Can you draw a compass and label the points – **North, East, South and West**? Ask an adult to give you some directions to follow. E.g. Take 3 steps north, 1 step left, 1 step west



Task 3

Can you follow a map? An adult could draw a map of your house, can you follow the route to find a sweet treat?

Task 4

Can you draw a map of your daily walk and plot objects such as trees and paths? Remember to use directional language to plot objects on your map such as far, north, west, left and right etc.

Task 5

Using our writing topic, traditional tales. Could you draw a picture map, like the map to the right, of a place in a story? This could be path where the 3 little pigs build their houses or even the forest where Hansel and Gretel explored.



PSHE

Task 1

Attached is a link from Cosmic Kids Mindfulness programme.

<https://www.youtube.com/watch?v=so8QN9an3t8>

Task 2

How can we contribute to our community and help other? I think this lesson is so important right now. Discuss with your child ways in which we do this, such as days in school when we raise money, volunteering, supporting local teams or shops, visiting old peoples homes or raising money for local causes. Children feel a sense of community which plays a role in the development of their feelings of belonging and security. Right now, we are staying home to help our NHS. What else can we do?

Task 3

Water safety – Ask your child to think about when they may be in or around water. Maybe they could draw and label pictures to communicate their thoughts. Discuss how we can be safe when were by water. Create a water safety poster.



PE

Task 1

To stay active you can join in with Joe Wicks' home work outs, every morning at 9am. You can find this on YouTube.

Task 2

Cosmic Kids Yoga is available on YouTube. Perfect for any moments you need 10 minutes of calm.

<https://www.youtube.com/user/CosmicKidsYoga>

How do I think I have done?

How much effort have I put in? (Tick one)

I have tried my hardest

I have put some effort into my work

This is not my best work

Teacher comment

