

## Homework - Year 2 – Pack 5

### English



#### Task 1 – Word types

To organise different words into four groups. Use these subheading to help you...

**nouns / adjectives / verbs / adverbs**

eat	bench	slowly	tasty
Linda	roll	rough	loudly
quickly	blue	shake	church

**Challenge** – Can you think of any of your own examples and put these words into sentences?

#### Task 2 – Nouns

To organise nouns into two different groups;

**Proper noun / common noun**

hat	St. Marys	park	pencil
Jane	school	sock	Pizza Hut
Brenda	Tesco	mat	football

**Challenge** – Can you put these nouns into your own sentences?

**Top tip** – a proper noun is the name of something.

#### Task 3 – Conjunctions

Can you use the conjunctions below in your own sentences? Remember that a conjunction is used to link together two ideas.

and	because	but	when
-----	---------	-----	------

**Top tip** – because is used to explain something.

#### Task 4 – Sentence types

Can you write examples of each of these four sentence types: **commands**, **statements**, **questions** and **exclamations**. Remember to include your capital letters and punctuation. Here is an example of each sentence type:

##### Command

Mix in the sugar and the butter.

##### Statement

The sun is shining brightly.

##### Question

How old are you?

##### Exclamation

Get out of my way!

#### Task 5 – commas in a list

To use the examples below to write sentences using commas in a list. Here is an example...

The Queen is pretty, caring and kind.

Max	apple	blue	nasty
Harry	pear	orange	horrible
Lucy	bananas	black	mean

**Top tip** – You need three or more items in a list to use a comma.

**Task 6 – Instructions**

To write a set of instructions to make a delicious cake for Cinderella’s wedding. Think of all the magical ingredients that you could use. The ingredients can be used using real ingredients or made up ingredients. You should use numbers, time conjunctions and imperative verbs (mix/stir/shake/roll) in your instructions. Remember to include these features...

- Time conjunctions** – First, Then, Next, After that, Finally
- Imperative verbs** – mix, stir, sprinkle, push, roll, pour
- Adverbs** – quickly, slowly, carefully, gently, calmly



**Top tip** – Instructions use imperative verbs to tell the reader what to do.

**Task 7 – Play script**

To write a play script or to write a scene from the story ‘Man on the Moon’ or another story of your choice. Remember that a play script is used by actors to remember their lines and to know what to do. Here is an example of how a play script is set out...

**Bob:** What have you got for your dinner?

**Sam:** I have sandwiches, crisps and a delicious apple.  
(Sam takes a bite of his apple.)

**Top tip** – You could make a puppet instead of writing a play script.



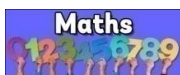
**Task 8 – Newspaper report**

To write a newspaper report about the events that happened during the story ‘Man on the Moon.’ We have previously practised writing and asking interview questions and piecing together a newspaper report. You could create your own newspaper report or choose a different incident from a fairy tale story of your choice.



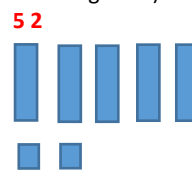
**Top tip** – A reporter talks about something that has already happened

**Mathematics**



**Task 1 – Partitioning and recombining**

To partition (pull apart) and recombine (put back together) two-digit numbers and three-digit numbers of your choice.

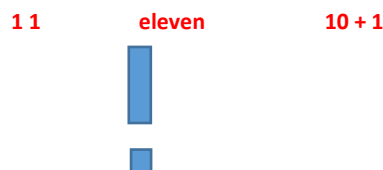


80	88	24	42	45	54	62
48	84	36	63	29	92	26

**Task 2 – Partitioning and recombining**

To match calculations, digits and words for two-digit numbers and three-digit numbers. You could draw your own numbers and match the calculations to your numbers. Here are some calculations for you to use...

40 + 4	4 + 60	50 + 1	90 + 0	7 + 40	9 + 10
1 + 20	70 + 7	60 + 3	8 + 10	30 + 7	4 + 80



### Task 3 – Size of numbers

To organise numbers and calculations using this symbol = (is equal to). Can you find and match the two calculations that have the same answer?



is equal to

50 + 50	3 x 5	45 + 15	30 ÷ 6	16 - 12	100 - 55	25 - 10
40 ÷ 10	50 - 10 - 10	200 - 100	60 - 30	6 x 10	20 - 15	25 + 20

### Task 4 – Number bonds to 20

Can you use the numbers below to make the total 20?

7	6	2	15	18	20	10
5	17	13	14	0	3	10

### Task 5 – Number bonds to 100

Can you use the numbers below to make the total 100 using multiples of ten?

40	10	0	50	60	80
50	100	90	30	70	20

### Task 6 – Number bonds to 100

Can you use the numbers below to make the total 100?

52	65	24	48	92	24
76	8	35	19	81	76

### Task 7 – Addition and subtraction - Relationships

Can you find the three numbers that have a relationship using addition and subtraction? Remember that you can write four calculations using these numbers. Here is an example...

- 30 70 100**
1.  $30 + 70 = 100$
  2.  $70 + 30 = 100$
  3.  $100 - 30 = 70$
  4.  $100 - 70 = 30$

25	6	50	22	62	35	80
35	8	20	23	4	10	2
60	14	70	45	66	45	82

**Top tip** – The position of the biggest number never changes.

### Task 8 – Multiplication and division - Relationships

Can you find the three numbers that have a relationship using multiplication and division? Remember that you can write four calculations using these numbers. Here is an example...

- 3 5 15**
1.  $3 \times 5 = 15$
  2.  $5 \times 3 = 15$
  3.  $15 \div 3 = 5$
  4.  $15 \div 5 = 3$

10	8	5	4	2	3	4
5	2	8	10	9	5	4
50	16	40	40	18	15	16

**Top tip** – The position of the biggest number never changes.

**Task 9 – Missing numbers**

Can you complete the sequences by including the missing numbers?

1)

50	45			30			
----	----	--	--	----	--	--	--

2)

44	40		32			20	
----	----	--	----	--	--	----	--

3)

63	54			27			0
----	----	--	--	----	--	--	---

4)

72	64		48			24	
----	----	--	----	--	--	----	--

5)

24	22			16	14		
----	----	--	--	----	----	--	--

6)

27	24			15		9	
----	----	--	--	----	--	---	--

7)

32	28		20				4
----	----	--	----	--	--	--	---

8)

42	36			18			0
----	----	--	--	----	--	--	---

9)

70	63		49			28	
----	----	--	----	--	--	----	--

10)

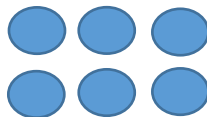
65	60			45			
----	----	--	--	----	--	--	--

**Challenge** –You could complete your own sequences.**Task 10 – Multiplication and division**

To create and solve division and multiplication calculations. You could create your own division and multiplication calculations and solve them using drawings or methods (grouping and arrays) or you could share out toppings onto a pizza.

$6 \times 7$	$2 \times 5$	$3 \times 7$	$2 \times 9$	$3 \times 5$	$5 \times 5$
$18 \div 2$	$18 \div 3$	$10 \div 5$	$15 \div 3$	$16 \div 4$	$20 \div 2$

$2 \times 3 = 6$



$6 \div 3 = 2$

**Top tip** – the groups have to be the same size (equal).**Times tables****Task 1**

Can you practice counting forwards and backwards in 2s, 5s and 10s?

**2x tables** – 0, 2, 4, 6, 8, 10, 12, 14, 16, 18, 20, 22, 24**5x tables** – 0, 5, 10, 15, 20, 25, 30, 35, 40, 45, 50, 55, 60**10x tables** – 0, 10, 20, 30, 40, 50, 60, 70, 80, 90, 100, 110, 120

**R.E**



**Task 1 – The Church is born**

The Holy Spirit helped the disciples to:


- remember what Jesus had taught them;
- understand what Jesus had taught them;
- have courage to go out and tell other people.

Can you think of some good news you had?

1. **Who did you want to tell?**
2. **Why did you choose that person?**

**Task 2 – The Church is born**

Imagine you are an apostle. Make a postcard that shows one thing that you want to tell other people about Jesus.



**Task 3 – The Church is born**

To design a tree and on your tree to have lots of fruits growing that represent the fruits of the Holy Spirit.

joy	peace	patience	gentleness
love	kindness	respect	hope




**Challenge** – To use one of the fruits of the Holy Spirit each day. For example being kind to your family members and the people you live with.

**Science**



**Task 1 – Animals – amphibians and invertebrates**


Can you name all of these animals and insects and organise them into two categories: amphibians and invertebrates? You could then research other examples of amphibians and invertebrates and then draw a picture of your favourite example.



**Task 2 – Animals**

To organise the pictures below into three categories:

alive / dead / Never been alive



**Top tip** – alive means that you can breathe and move.

**Task 3 – Animals**

To research a habitat from below and to find out what your habitat is like and to then find out what animals live in your chosen habitat.

desert	antarctic	forest
rainforest	ocean	savannah

You could draw a picture of your chosen habitat with all of the animals living there.

**Top tip** – that an offspring is another word for baby.

**Challenge** – To make a habitat for an animal of your choice.

**Purple Mash**



**Task 1 – Reading activity**

1. Click on the box 'Serial Mash'
2. Click on 'Diamonds'
3. Click on 'Percy the Poorly Pony'

To read the 5 chapters of 'Percy the Poorly Pony' and to complete the activities for each chapter:

quiz / missing words / joining words / country fair stall / GPS activities


**The chapters and activities are to be spread out over the three weeks**

**Task 2 – Computing activity**

1. Click on the box 'Computing'
2. Type in 'a famous artist'

To research three different artists of your choice and to fill out 'a Famous Artist' sheet for each artist and their artwork.

Writing Projects:



To complete one artist activity each week.

**Task 3 – Topics**

1. Click on the box 'Topics'
2. Click on 'Animals'
3. Complete the task 'Adult and Baby Animals'.

You can continue to complete more animal activities.

**P.E, Games and activities**



**Game 1 – Games - Pictionary**

**What you will need:**

- paper or board
- pencil or pens

**How to Play**

1. Write down different words on pieces of paper and drop them into a bowl.
2. Take it in turns to pick out a piece of paper and to draw that for another person to guess.

**Game 2 – Games – Sock Toss**

**What you will need:**

- socks
- bucket

**How to Play**

1. Roll the socks into little balls and tie them.
2. Take it in turns to throw the socks into the bucket.

**Art**




**Task 1 – Using silhouettes**

A silhouette are images done in black and they show an outline or a shadow of an object. Here are some artists that you could research:

Jan Pienkowski / Dr. Suess

**Task 2 – Using silhouettes**


To recreate a famous piece artwork using silhouettes.



**Challenge** – To paint your own picture using silhouettes. You could create as many pieces as you like.

**Task 3 – Drawing an animal**

To follow the 5 steps to draw a duck.



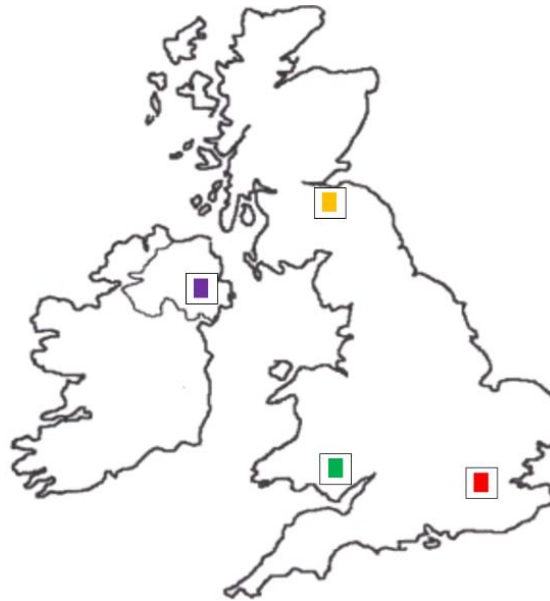
## Geography



### Task 1 – The U.K

Below is a map of the United Kingdom. Can you find and locate the four countries in the U.K?

England / Wales / Scotland / Northern Ireland



**Challenge** – To name the four capital cities in the U.K that I have marked on the map.

## History



### Task 1 – WW2

Below is a timeline and images of different events that happened during WW2. Can you organise the events into the correct order using the years on your timeline?

1939                                  1940                                  1941                                  1944                                  1945



The Japanese attack Pearl Harbour in Hawaii.



The Battle of Britain begins.



Winston Churchill becomes the new Prime Minister.



British and US troops land in Normandy.



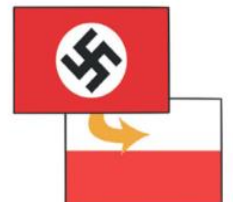
The United States declares war on Japan.



The London Blitz begins.



Britain celebrates VE Day.



Germany invades Poland.

**Challenge** – You could find out if anything important happened in history on those years.



## 5x tables

Draw a line to match each bear to his pot of honey.

